


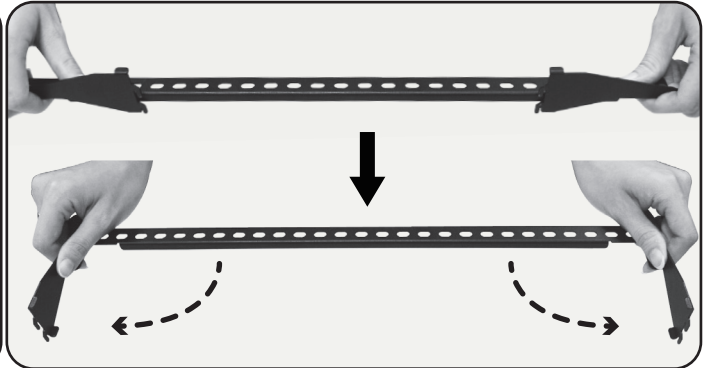
Installation Instructions

nflexon 700 Central Expy. S. Suite 400
Allen, TX 75013 | 855-NFLEXON (855.635.3966)


Easy Snap-in Blank Patch Panel




1 Attach one end of the grounding wire to the patch panel.



2 Unfold the rear cable tie bar.



3 Attach the rear cable tie bar to the patch panel.



4 Attach the patch panel and loose end of the grounding wire to the rack.